Hybrid image-
Model and rendered visual

CASEY ASHLEY

plantED

In a world filled with natural wonders and beauty, we must do our upmost to protect and nurture the planet for future generations. If we keep going the way we are, the world will not survive. Working together we can make a difference. This project looks at ways we can work together and educated as many people as possible to make a difference towards climate change.

Small Changes
PlantED is teaming up with local chefs, Hydroponics experts, nutritionist and environmentalists to create an interactive exhibition space to educate families and others. You will learn where your food comes from and the impact agriculture has on the environment, how to grow food at home using Hydroponics - a soilless growing method, pick and eat foods grown using this growing method, the benefits of making healthier food/meal choices, watch trained chefs cook quick healthy plant-based meals for busy modern-day families to enjoy.

Inspiration



Concept model 1

Concept 1

Bar area

As my project is based on the environment, I looked at natural forms from nature. Trees are critical for human survival, so it seems fitting to make the centre of the exhibitions a focal point based off the idea of a tree and its importance to the world.

Design Outcome

Concept 2 + 3

Concept model 2



Display screens

Concept model 3

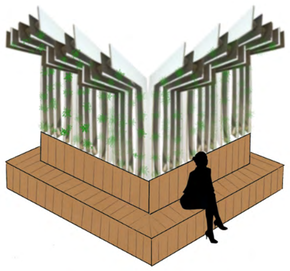

Customised seating

Design Outcome

Hydroponics

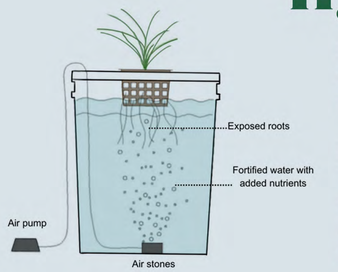

Hydroponics is a plant growing technique that involves growing plants in a controlled environment, replacing soil for water. This technique is done by planting crops with their roots exposed into fortified water with added nutrients

Hydroponics is a modern growing technique that is revolutionising the way we grow food. The UK could be completely self-sufficient by 2034 as we are leading the way for hydroponics. Hydroponics eliminates all the bad aspects of traditional farming such as extensive land use the use of pesticides and fertiliser. We can cultivate fresh produce, 365 days a year in controlled environments reducing our impact on the Earth..

Grow at home study #1

Growing at home study using an LED light and water pump, both studies were done over 28 days.

What is included in Hydroponic Amazon kit:

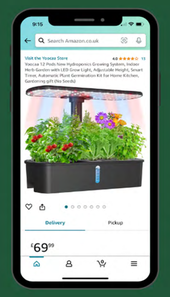

Diagram showing how the water pump works

https://www.amazon.co.uk/Yoocaa-Hydroponics-Adjustable-Automatic-Germination

Grow at home study #2

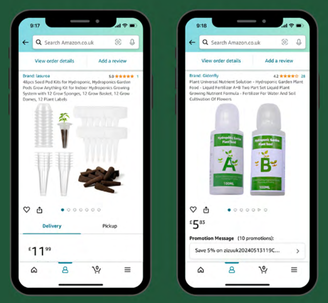

https://www.amazon.co.uk/Plant-Universal-Nutrient-Solution-Cultivation
https://www.amazon.co.uk/Hydroponic-Hydroponics-Anything-Growing-Sponges

For every plant grown using this method means one less plastic bottle ending up in landfill.

plantED Exhibitions Plans and Story board

Information desk



Hydroponics display

Cooking, seating anf fabric dyeing pods



Cocktail and Juice Bar

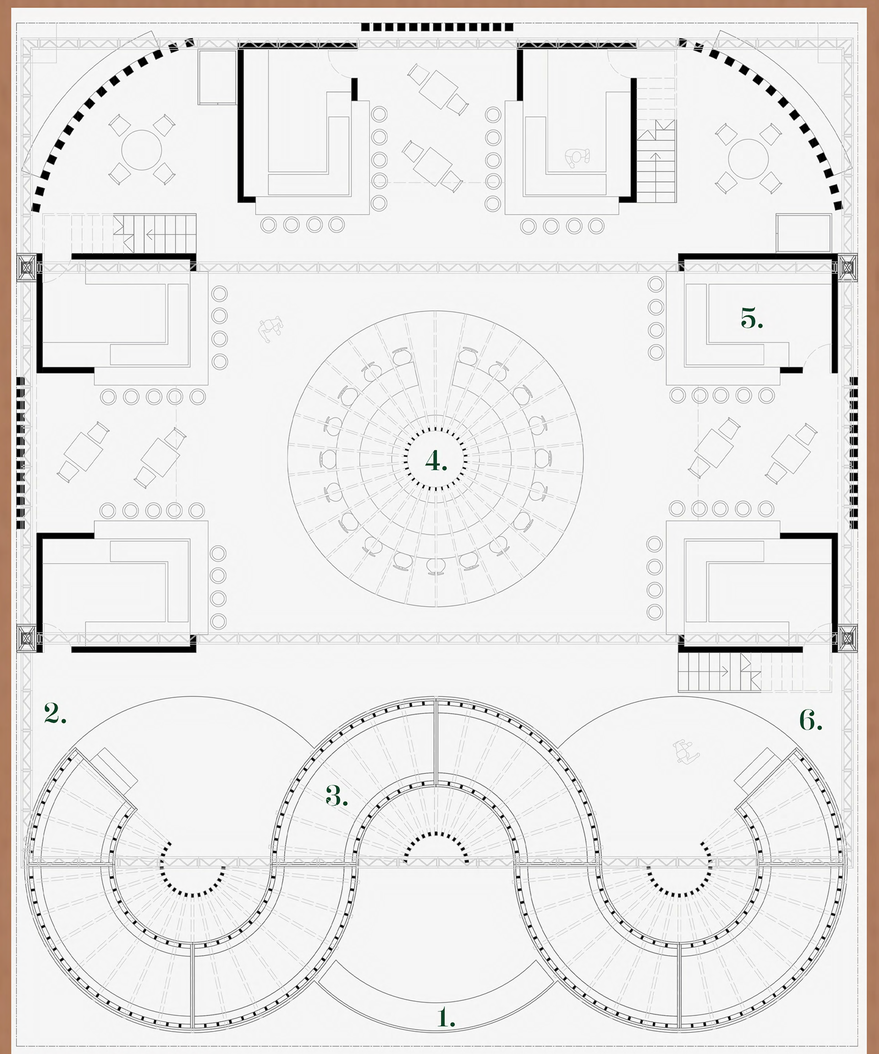

Ground Floor Plan

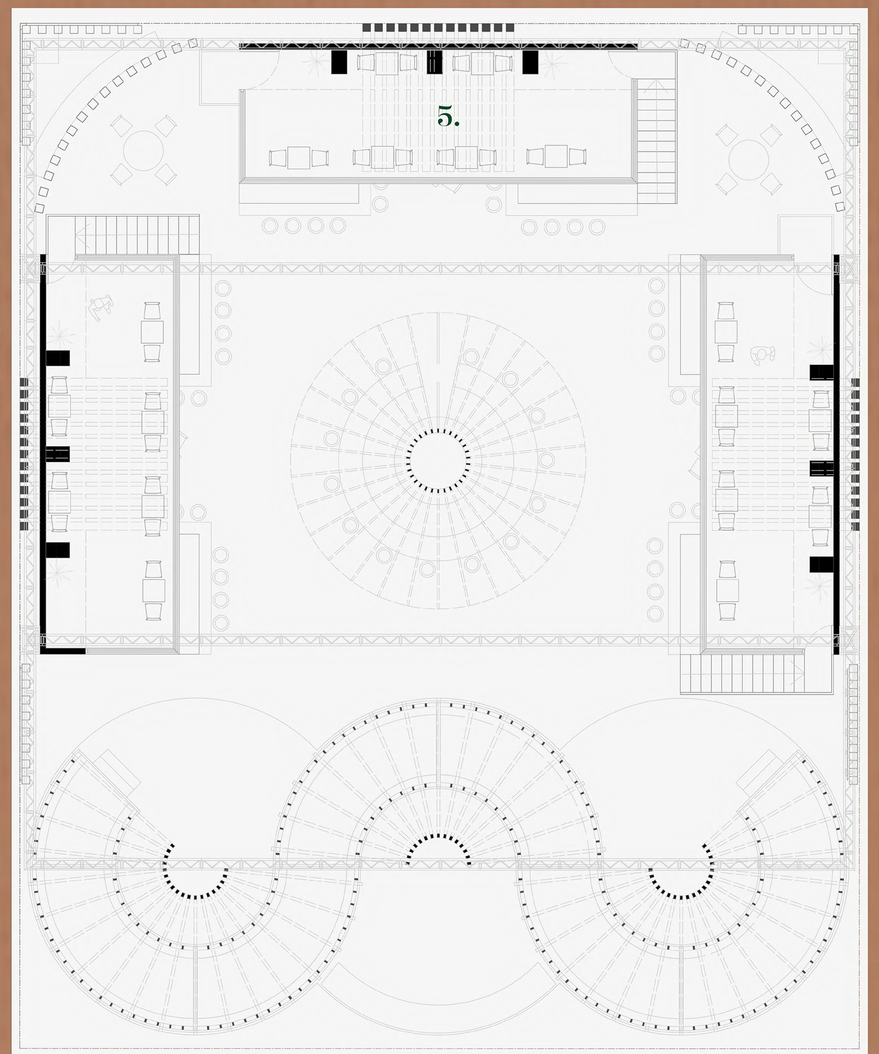

First Floor Plan

1. Information desk



2. Entrance

3. Hydroponics walk through

4. Juice/ Cocktail Bar

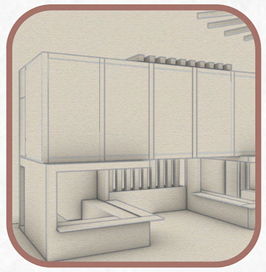

5. Cooking/ dying and seating pod

6. Exit

Rendered Elevation

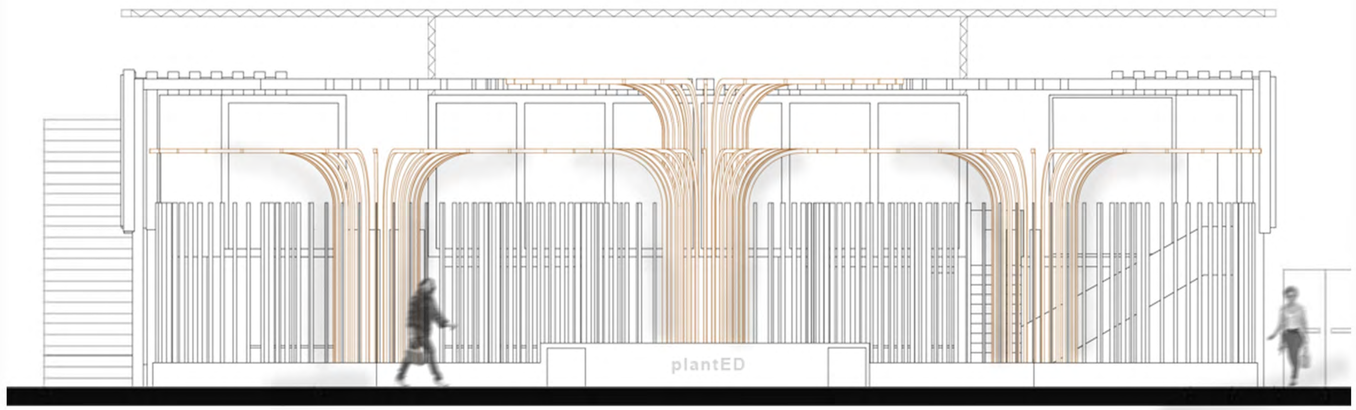

Materials Board

1. Stainless steel kitchen panelling
Company: Splashwall
Location: Cooking pods

2. Organic hand dying cotton
Company: plantED
Location: First floor seating

3. Coffee oak effect flooring
Company: Flooring hub
Location: First floor pods

4. Astroturf
Company: Euro turf
Location: Ground floor (main floor space)

5. Marine Plywood
Company: B&Q
Location: Exterior of cooking, seating and fabric dying pod

6. Bank Architectural Resin Terrazzo
Company: Terrazzo tiles
Location: Worktops

7. Organic hand dying cotton
Company: plantED
Location: Ground floor seating

Rendered Section A

Cocktail & Juice Bar Section

Rendered Section B



Physical model & Materials board





Isometric drawing