ADAPTIVE LIVING.

Klaudia Radlinska

Kitchen A2



Kitchen A1

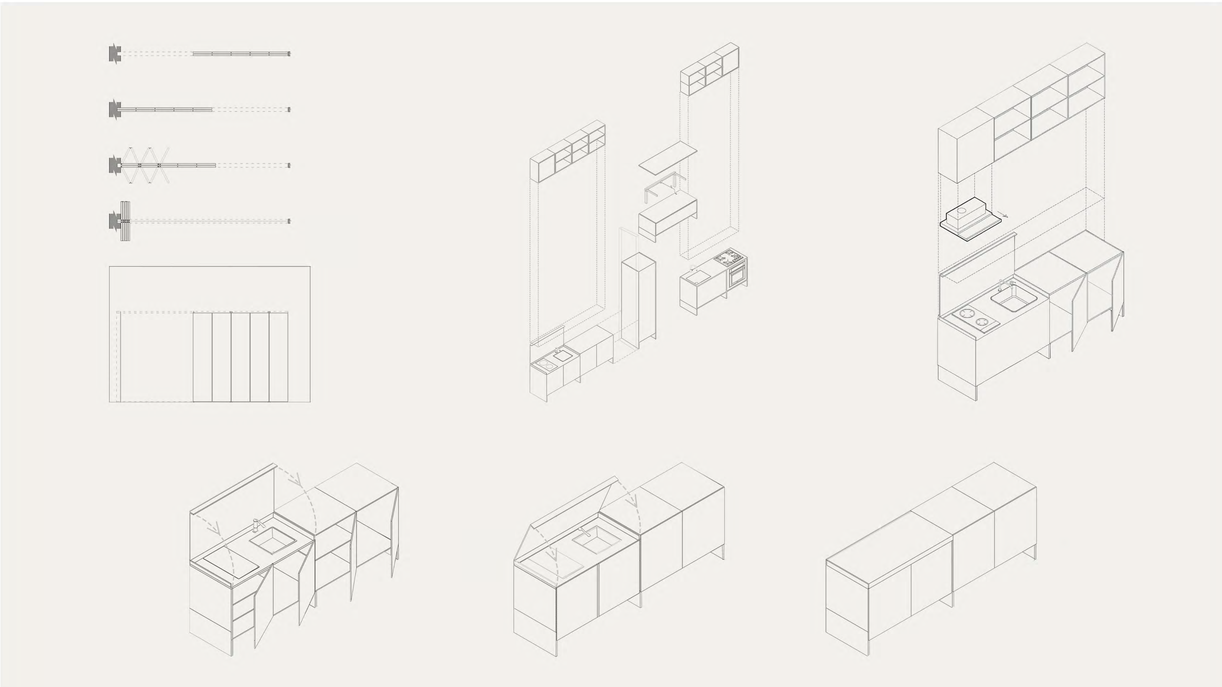

The purpose of this project was to design a modular space that adapts to the needs of a modern family through time. This adaptive living and modular space distribution complement each other in offering efficient and economic short and long term solutions to property owners. Additionally, concepts of flexible dwelling can lead to more efficient and sustainable living when repurposing properties no matter their age, thus preserving the history and tradition of our cities.

On the one hand, modern families have often non-conventional structures. On the other hand, globalisation and career-focus individuals are driven towards relocating outside their place of origin. These modern life trends require new space management approaches and the main concept behind the marriage of flexible living and modular space is that any given house has to evolve as a family member.

A single-family unit starts small, then grows and last decreases in size. When acquiring properties in the first place, the owners can split the space in two or more separate smaller living spaces. This way, they can profit from putting that extra space in the rental market, but also help others to obtain more affordable living.

Later, when the family grows, owners can reacquire and integrate the space back into the main property. But, most importantly, once the children leave the family house, that extra space can again be split and go back to the rental market.

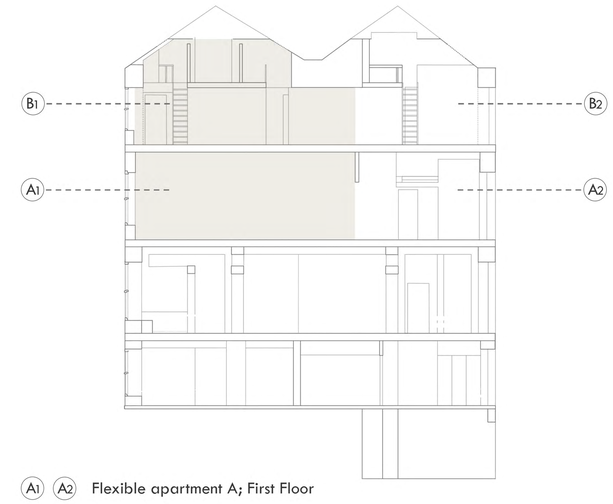

A1 A2 Flexible apartment A; First Floor

B1 B2 Flexible apartment B; Second Floor

Adaptable Mezzanine

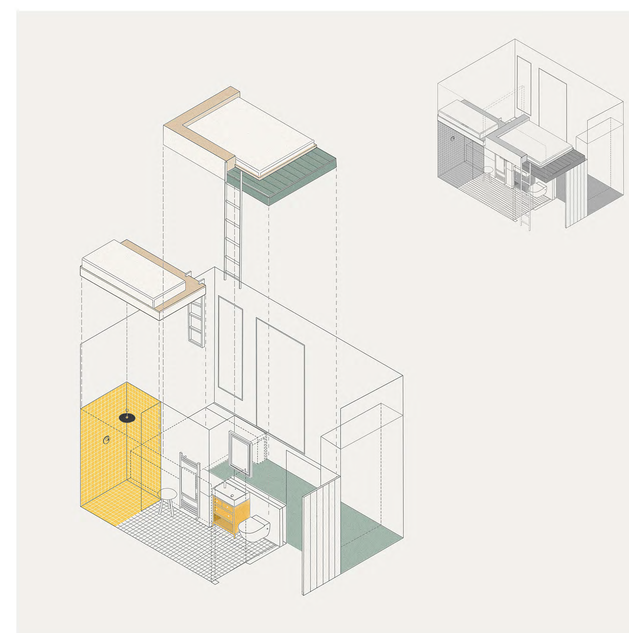

Adaptable Kitchen

Considering the dividing of the property it was established that the kitchen was the most appropriate space. Using the kitchen as the link in between apartments allows the owner to non-intrusively prolong this space when the apartment is not divided. The mechanism that allows this to happen is a double sliding panel. The concept being the adaptable kitchen is modularity. Both kitchens after separation have to be able to work independently. One of the kitchens offers an open-close worktop so when the kitchens are used as one the worktop can be closed thus hiding additional kitchen appliances.





Adaptable Room

The illustrations represent a display of three different uses of the same space. The chosen furniture optimises the storage space available under the bed as well as in the bedside table which turns into a step drawer. There are just minor adjustments on the furniture, by adding or subtracting some elements.

The first room is thought for a single child, while the second one is thought for two children. In this case, a folding table with shelving has been added to provide some additional functionality to the space.

The third illustration represents a space for a single adult or a couple. The adaptable room in this case will provide a double bed as well as an adaptive mezzanine.

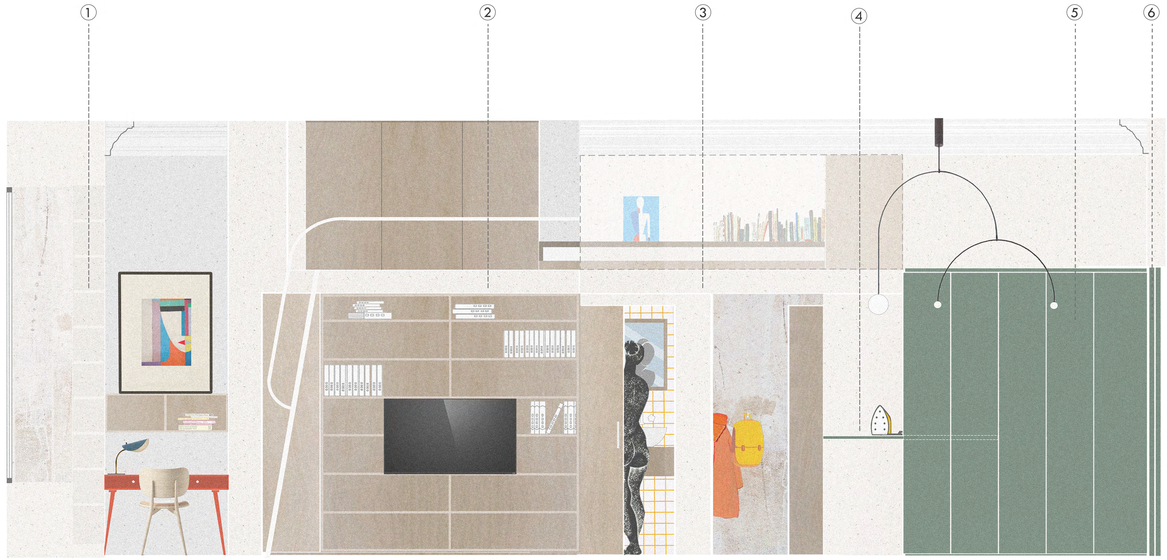

1. Built-in bookshelf
2. Storage
3. Additional bed/Lounge space
4. Built-in iron board
5. Storage units
6. Double sliding panel

1. A curtain separating the sleeping area
2. Floor storage
3. Wardrobe
4. Sliding panel
5. Kitchen area

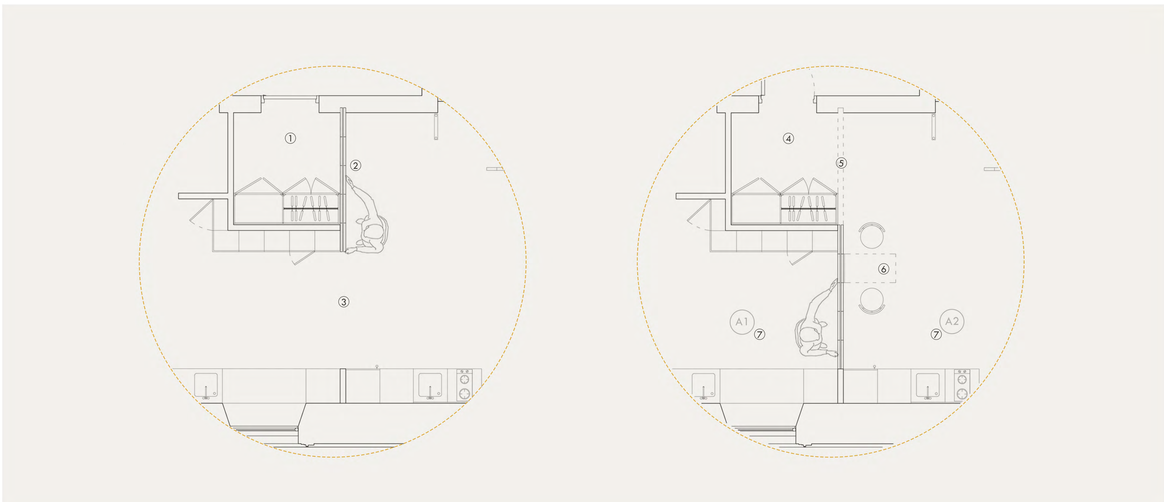

1. Storage room
2. Sliding panel closed
3. Open kitchen plan

4. The storage room transformed into an additional entrance (A2)
5. Sliding panel track
6. Foldable table
7. The kitchen split into two smaller ones

Communal Spaces.

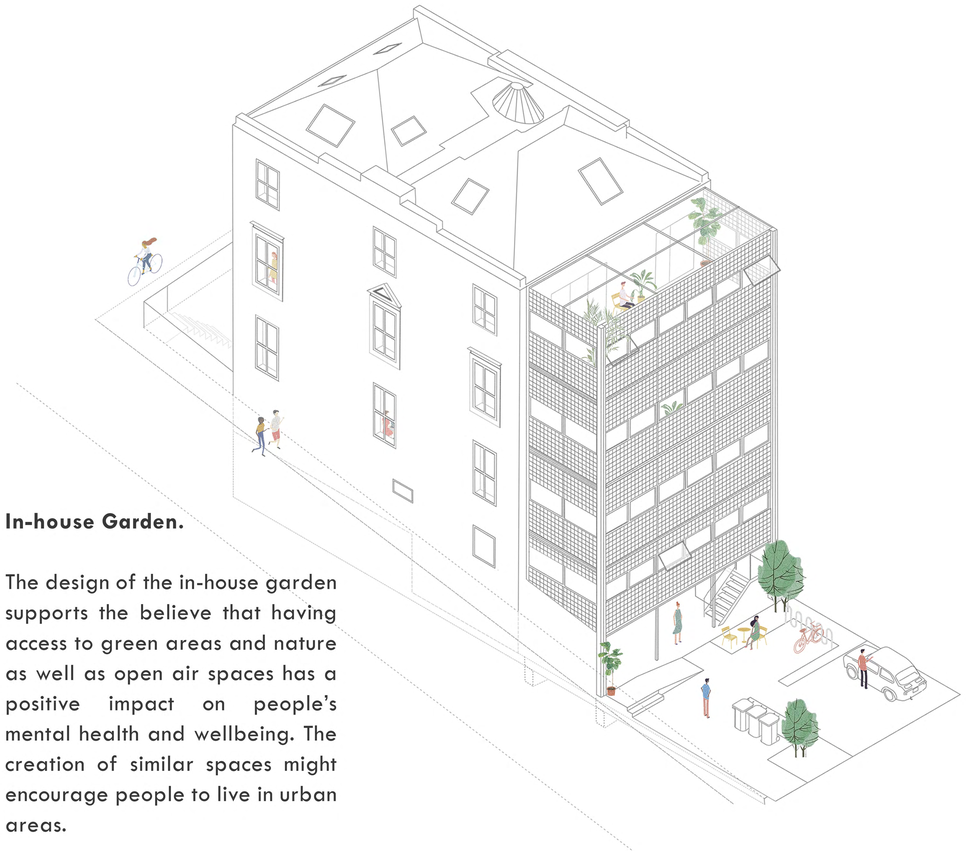

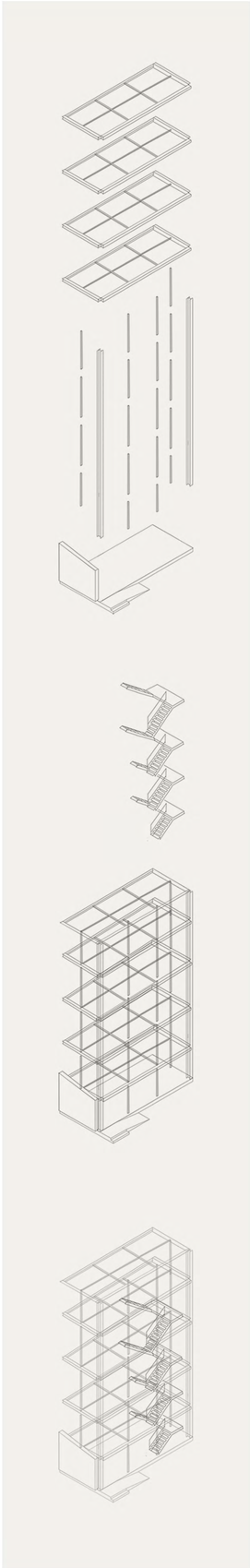

In-house Garden.

The design of the in-house garden supports the believe that having access to green areas and nature as well as open air spaces has a positive impact on people's mental health and wellbeing. The creation of similar spaces might encourage people to live in urban areas.

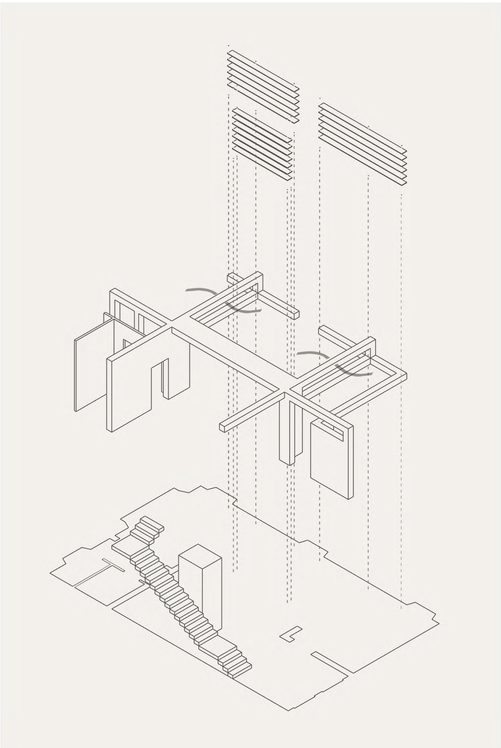

Family-friendly workspace.

An open-plan workspace has been designed on the ground floor with the possibility of sectionalising it into three zones: two zones for work, including one with a height-adjustable table, and the third one for relaxation. This expanse has been designed on an open plan, in a way to let the natural light travel throughout the volume.

The space has been adapted specifically for families. Therefore, this studio becomes a coworking hub supplemented with childcare facilities.

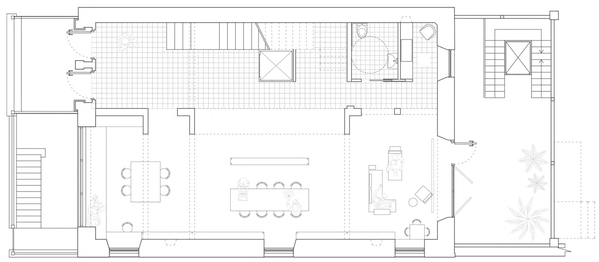

Café.

The public café is just an example of how this local can be used. However, the choice of the café is linked to the ideas of building community and efficiency. This space would be aimed at connecting people from inside and outside the building.