


The Watershed building opened in 1982 and declared itself Britain's first media centre. The building has a combined use of: **cinema**, restaurant, meeting rooms, exhibition space, and pervasive studio. They use a mixture of **analogue** and digital projectors within their three cinema spaces.

# Journey Through the 35mm

Based on the mediation that takes place within the site.



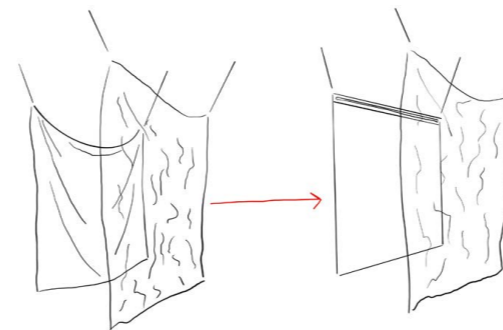
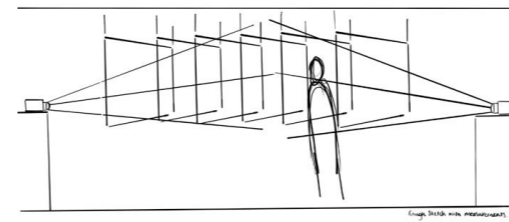


This axonometric drawing was  
in response to the task of  
producing a piece that  
privileges the visual  
impression of the  
mediations we had noted.

Therefore due to the  
fascination with the 35mm  
projector we decided to  
reiterate the relationship  
between projector and  
screen.F



Axonometric 1:100 @ A3



The idea that stuck out for the two of us was the idea of **projecting**

through a series of screens using to projectors from different directions inspired by the work of **Bill Viola**.

The screens represent the many frames of the **35mm**


**projector** and the central one: the **cinema screen** where the two meet.

The larger image showcases the initial trial of the installation exploring if the idea would actually work. It was success in regards that both pro-jectors worked well together however our screens seemed to be droopy los-

ing the representation of the **cinema screen**. We decided to use poles on some screens to mimic the **cinema** but leave some crumbled to represent the **fragmentation** in the analogue

**35mm projection**.


# Materiality




PVC Coated Aluminium Pole  
5mm Thick



Bulldog Clips



Clear Fishing Wire 4mm Thick

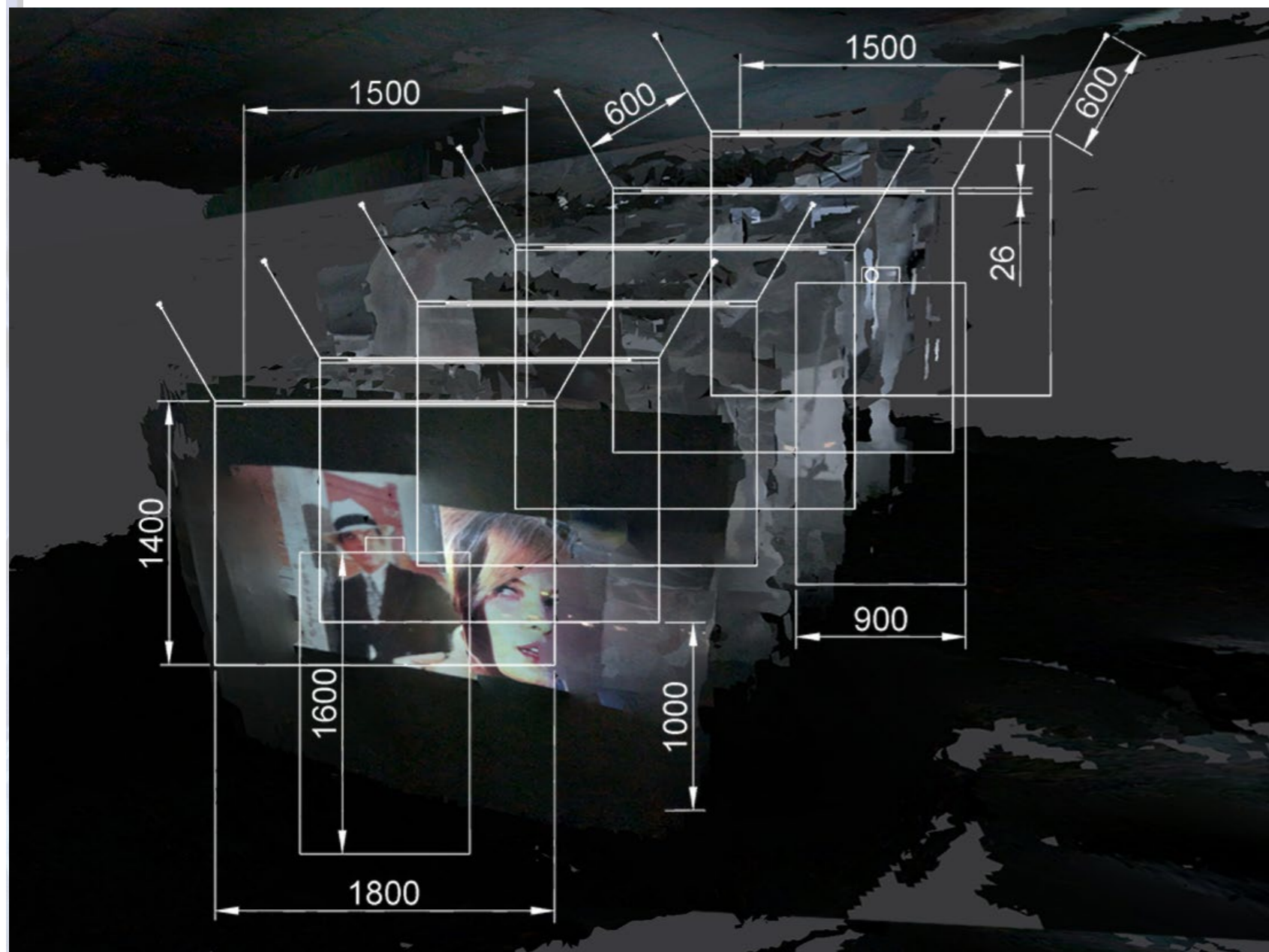


Muslin



Polyester Tulle

Showing Clips and Poles used to Hold Structure 1:5 @ A3




It was important that the projections we display also communicate the mediations effectively.


Therefore, we chose to use the film *Bonnie and Clyde* from 1967 as it is a well known film using the 35mm camera. This allows us to create the full cinematic experience of the 35mm.

The second projection was an animation of a mass model of the LIDAR scan of the projec-

tor room the 35mm projector is located. The animation also pulses to represent the light that shines on each frame of the projection. If you look closely into the viewpoint into the cinema you may be able to see *Bonnie and Clyde* on the cinema screen.



Section of Installation 1:20 @ A3



In order to  
fully capture  
the  
immersive  
experience of  
the  
installation we  
created a short  
clip produced  
as if recorded  
in the first  
person.

Please Scan



Mesh LIDAR Scan of Installation