



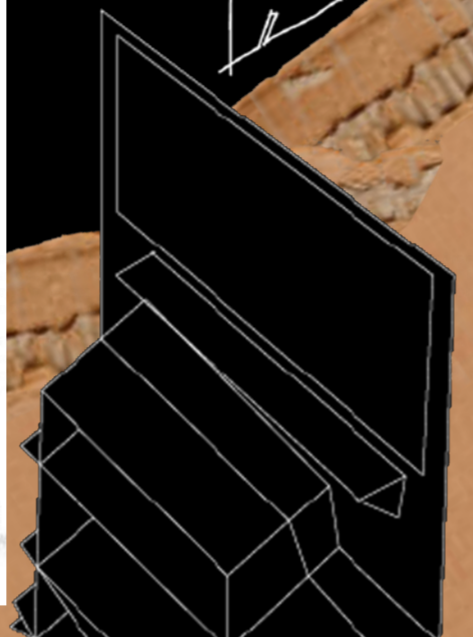

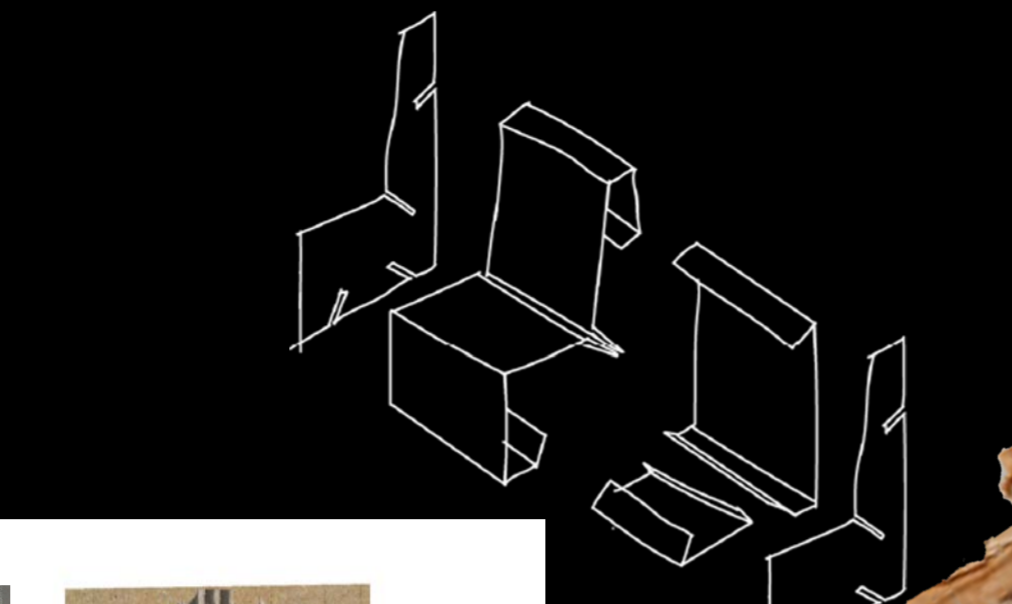
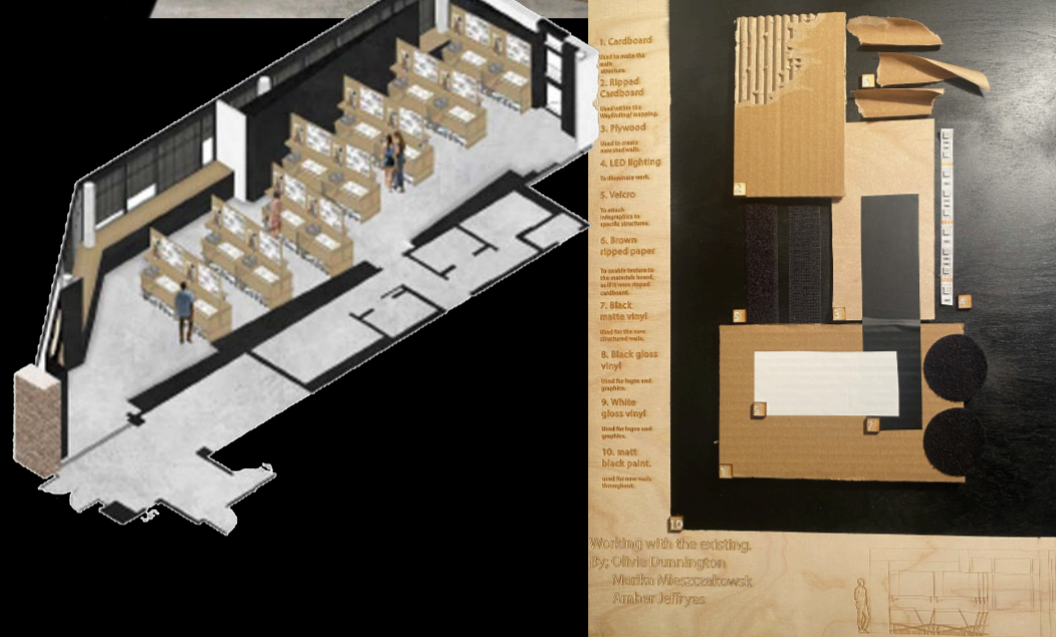


EXPOSURE

Year 2 Interior Architecture and Design students were asked to design and make the entire Year 3 Graduate Show. Our involvement started with a brief that not only outlined all the show's major influences - location, number of students, quantity of work, etc. - but to also highlight the overarching Final Major Project thematic of Tabula Plena.




As a philosophy, Tabula Plena promotes the idea of working with, and being influenced by, existing buildings and their usage, asking how designers can react to and work with these prevailing structures - adapting new ideas that identify and collaborate with them, not erasing or ignoring the host and starting from the beginning.


Collaborative working was established from the outset, with small groups devising a variety of potential solutions to the brief, leading to the resulting theme and title of 'Exposure'. The term expresses the idea of introducing graduating students' work to the public, and the 'exposure' to industry that they will gain from doing so.



The initial stage of the project focused on each group re-interpreting the brief and creating a clear concept, solid single/double unit - to display the Yr 3 Final Major Projects - and an overall plan for the entire scheme that would work within the chosen location.

At the end of this stage each group presented their schemes to the Year 3 students for feedback and design detail collaboration. Key elements from each group were highlighted and used to produce a final concept, unit design and spatial plan.

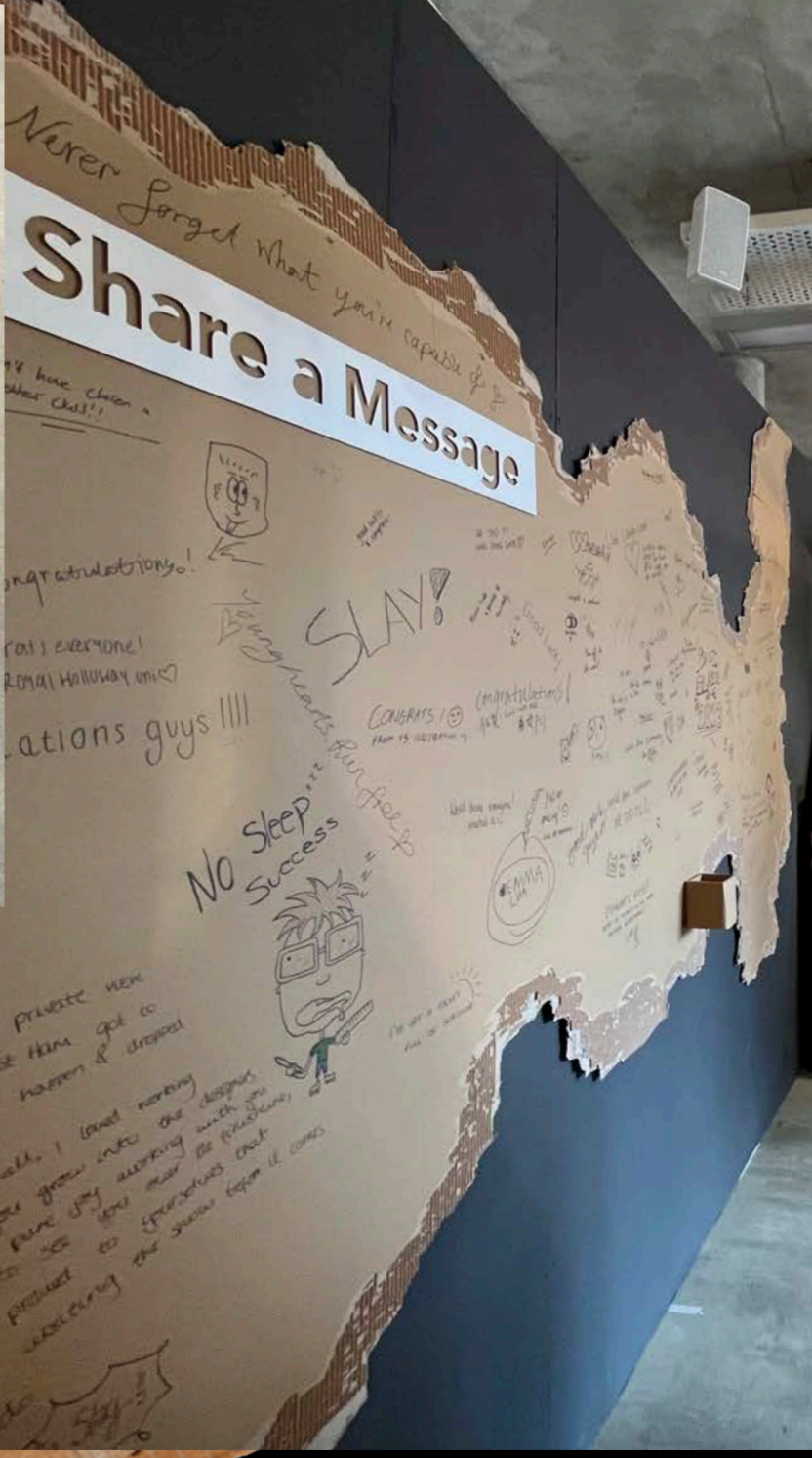





Making the Show

There were many experiments throughout the project with a few failings early on with regards to the strength and stability of the units themselves. Quick adjustments and even more testing soon resolved the problems though and allowed us to focus solely on the construction of both the units and new stud walls.






The Making of the Show

Your 3D model, drawings and design ideas were all part of the process of creating the exhibition. The design team worked closely with the client to ensure that the exhibition was both informative and visually appealing. The design team also worked with the client to ensure that the exhibition was both informative and visually appealing.

Collaborative working was essential from the outset to the show, leading to the exciting final design. Exposure is the term we use to describe the role of students in the design process. It is a term that we use to describe the role of students in the design process. It is a term that we use to describe the role of students in the design process.

As well as designing the show, all the models were produced in-house. The design team worked closely with the client to ensure that the exhibition was both informative and visually appealing. The design team also worked with the client to ensure that the exhibition was both informative and visually appealing.



Exposure

003
F.A.D / LIVING STEEL

002
F.A.D / BALLAST (DETAIL)

001
F.A.D / ARCHITECTURE (DAY)

F.A.D / GROUNDWORK (COVERING)

COMMUNICATION OF TRANSPORTATION

