




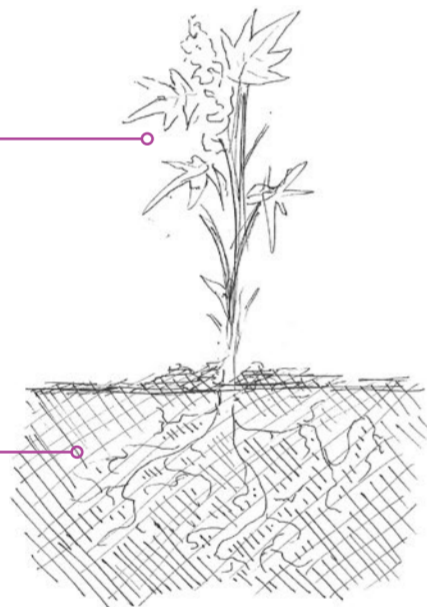
The Entrance



Hemp Textile: Providing an alternative to cotton and polyester fabrics.



Mycelium Leather: Breaking down existing textile waste and creating alternative leather.



Ladywell Textile Haus

Vienna André

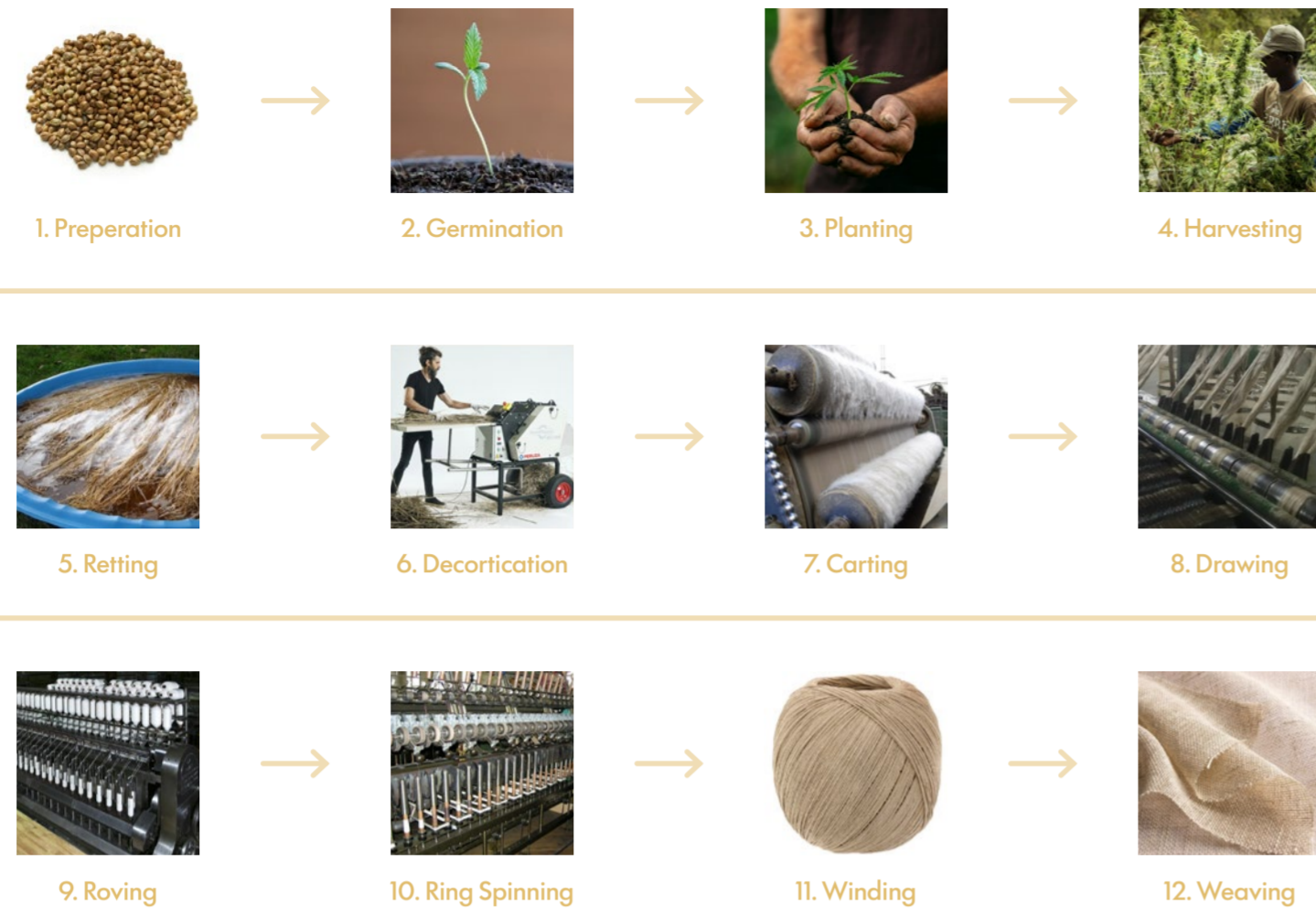
This project combats **overconsumption** and **fast-fashion** by creating an experience from the processes behind creating sustainable alternatives, **mycelium leather** and **hemp textile**. By giving people the **space to engage** with the process it allows them to evaluate the work that goes behind making a product, putting them on a path to more **conscious consumption**.

The Programme revolves around **exploring** the processes behind creating sustainable textiles. There is space for **growing** new materials, and space for **decaying** existing waste. Both of these materials are able to come together in the studio, where people can **create** products from these sustainable textiles.



The Dye Baths and Growing Area

Grow: Hemp Textile

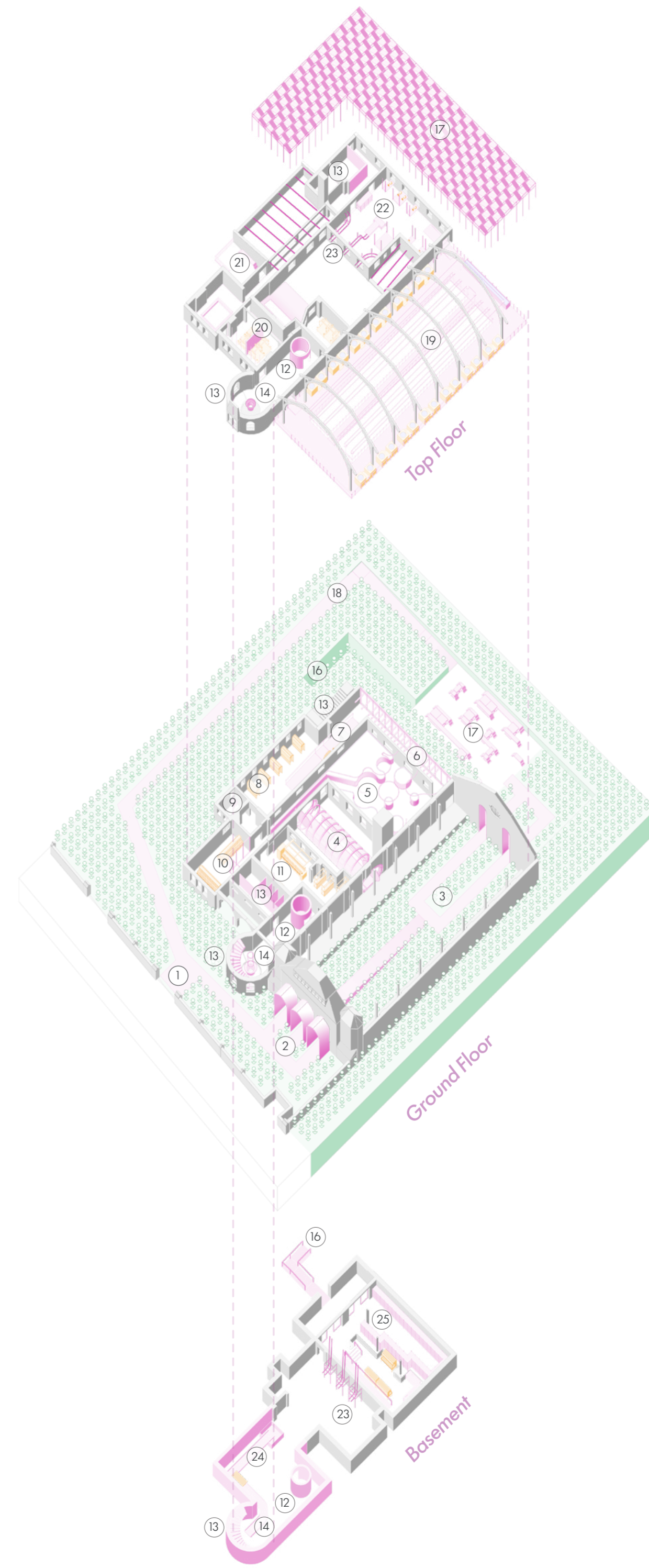


Explore

Decay: Mycelium Leather

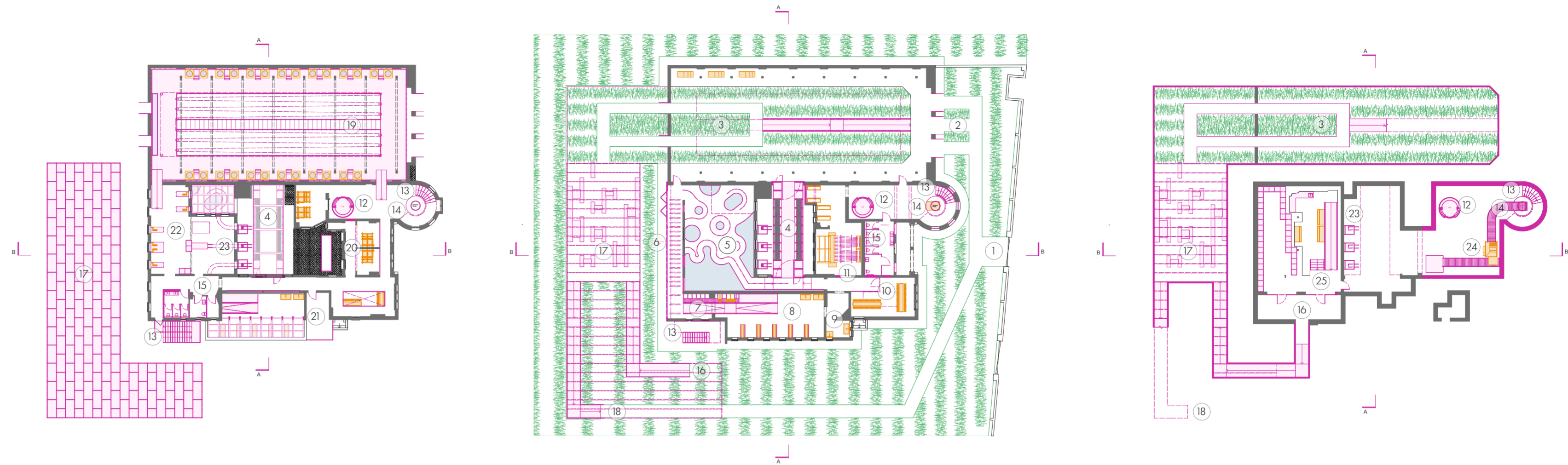


Create: Making with Textiles



- 1. Site Entrance/Exit
- 2. Building Entrance
- 3. Growing Area
- 4. Germination Tunnel
- 5. Retting Room
- 6. Drying Hallway
- 7. Decorticator
- 8. Carding Machines
- 9. Washing Room
- 10. Spinning Room
- 11. Roving Room
- 12. Lift
- 13. Staircase
- 14. Donation Chute
- 15. WC
- 16. Basement Exit
- 17. Pavillion
- 18. Pavillion Entrance/Exit
- 19. Dye Baths
- 20. Weaving Looms
- 21. Balcony
- 22. Studio
- 23. Mycelium Track
- 24. Textile Shredder
- 25. Mycelium Lab

- 1. Site Entrance/Exit
- 2. Building Entrance
- 3. Growing Area
- 4. Germination Tunnel
- 5. Retting Room
- 6. Drying Hallway
- 7. Decorticator
- 8. Carding Machines
- 9. Washing Room
- 10. Spinning Room
- 11. Roving Room
- 12. Lift
- 13. Staircase
- 14. Donation Chute
- 15. WC
- 16. Basement Exit
- 17. Pavillion
- 18. Pavillion Entrance/Exit
- 19. Dye Baths
- 20. Weaving Looms
- 21. Balcony
- 22. Studio
- 23. Mycelium Track
- 24. Textile Shredder
- 25. Mycelium Lab

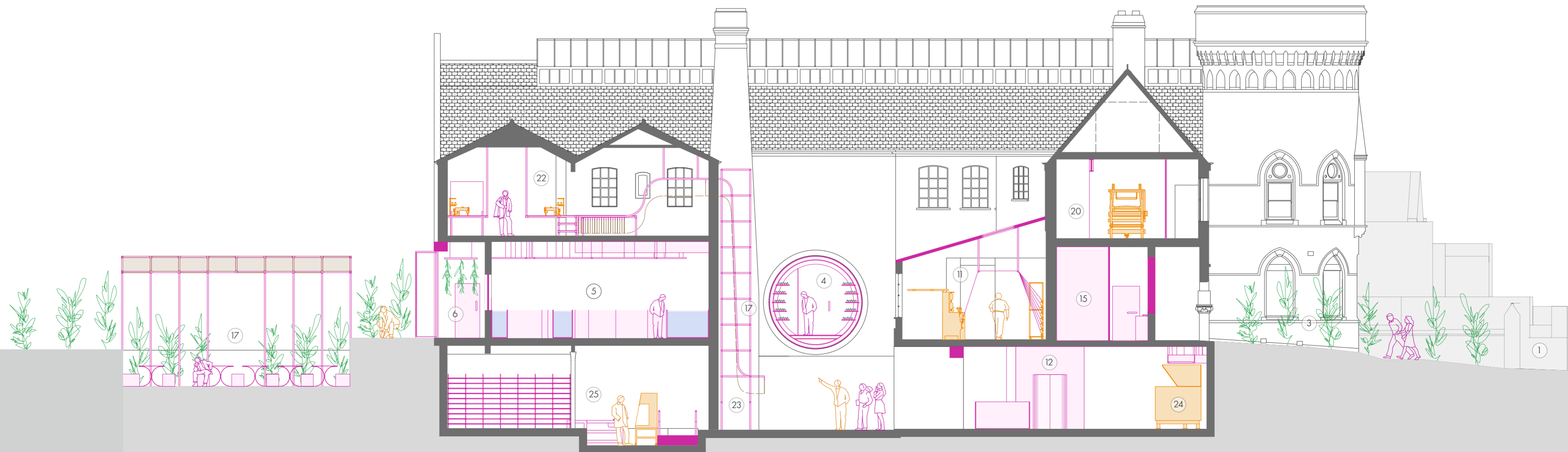


Top Floor Plan

Ground Floor Plan

Basement Plan

- Proposal
- Existing
- Machinery
- Hemp
- Water




Section 'BB'

Creating Experiences: The Retting Room

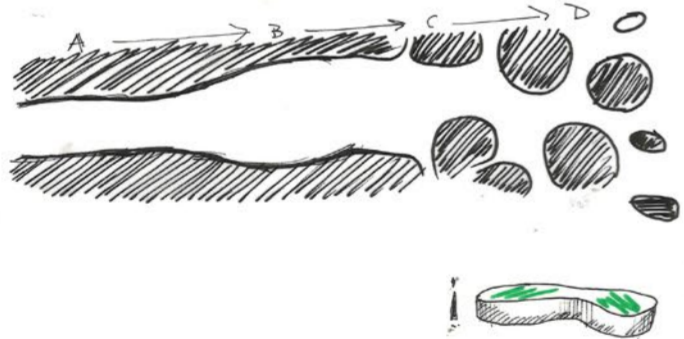
During the process of retting, hemp stalks soak in water tanks to dissolve the pectin layer, which bonds the bast fibre (outside) to the hurd (inside). The visitor journey is based on examining microscope slides of the pectin layer dissolving, and turning that into the visitor experience. The lighting above follows the organic shapes of the tanks, guiding the viewer on a journey through the space.



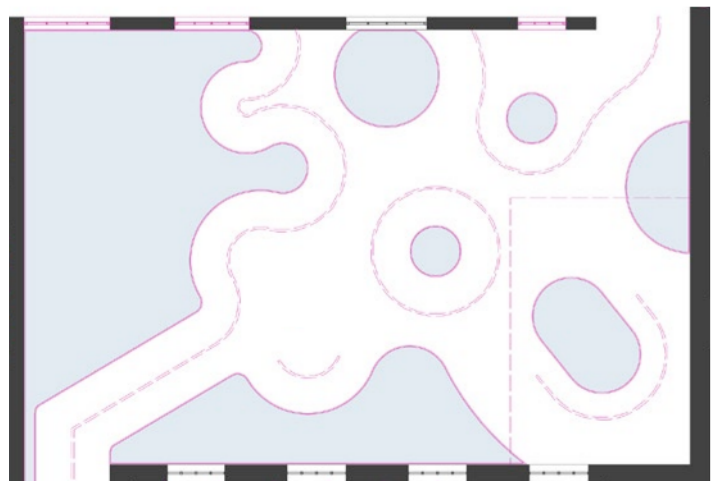
Hemp Retting



Pectin Layer Dissolving



Concept Sketches


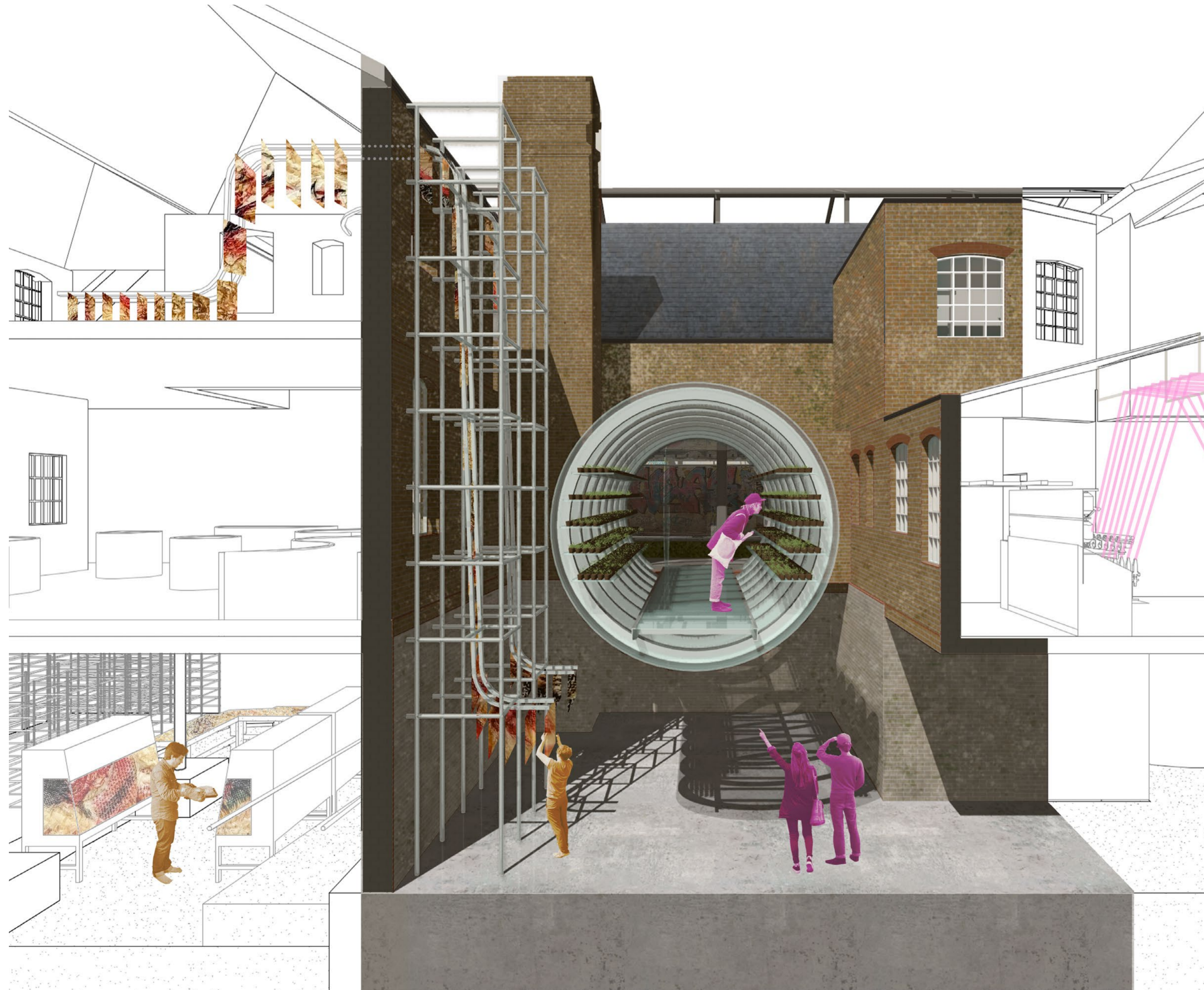


Plan

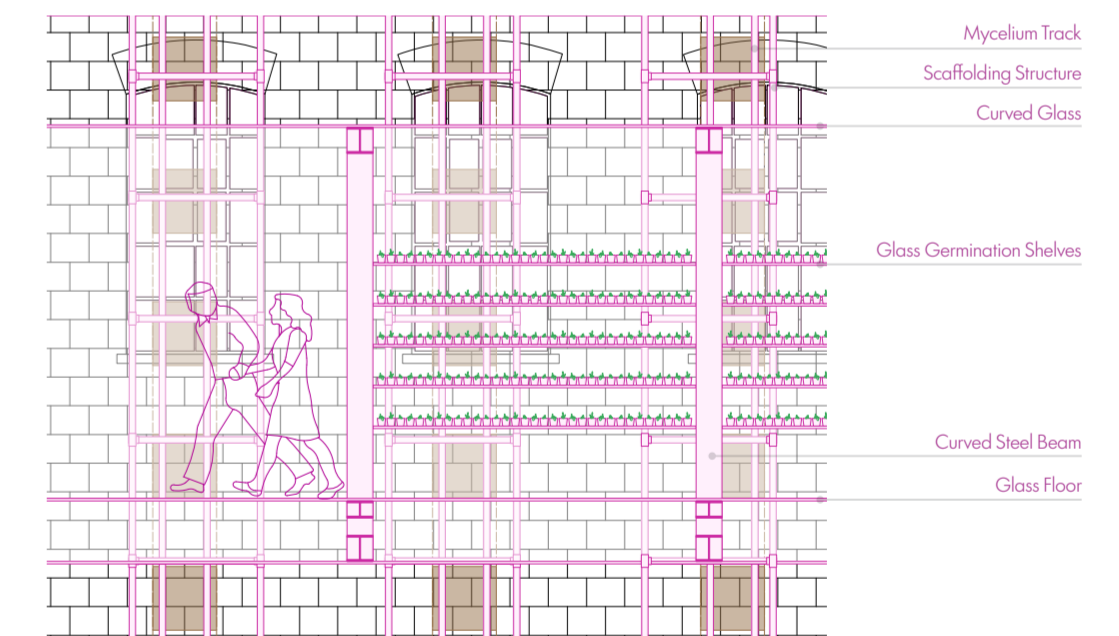


The Germination Tunnel


Visitors are able to see parts of both textile processes from the **Germination Tunnel**. The glass acts as a greenhouse, allowing the hemp seeds to germinate before planting. Under the tunnel is the **Mycelium Track**, which connects the mycelium lab to the studio. The finished sheets of mycelium leather are clipped on and transported in to the studio. From the tunnel visitors can see a glimpse of the Retting Room to the left, and the Roving Room to the right.



Germination Tunnel Detail Section 'BB'



Germination Tunnel Detail Section 'AA'



Germination Tunnel Segment