


FASHION FOR Dyeing to Repair

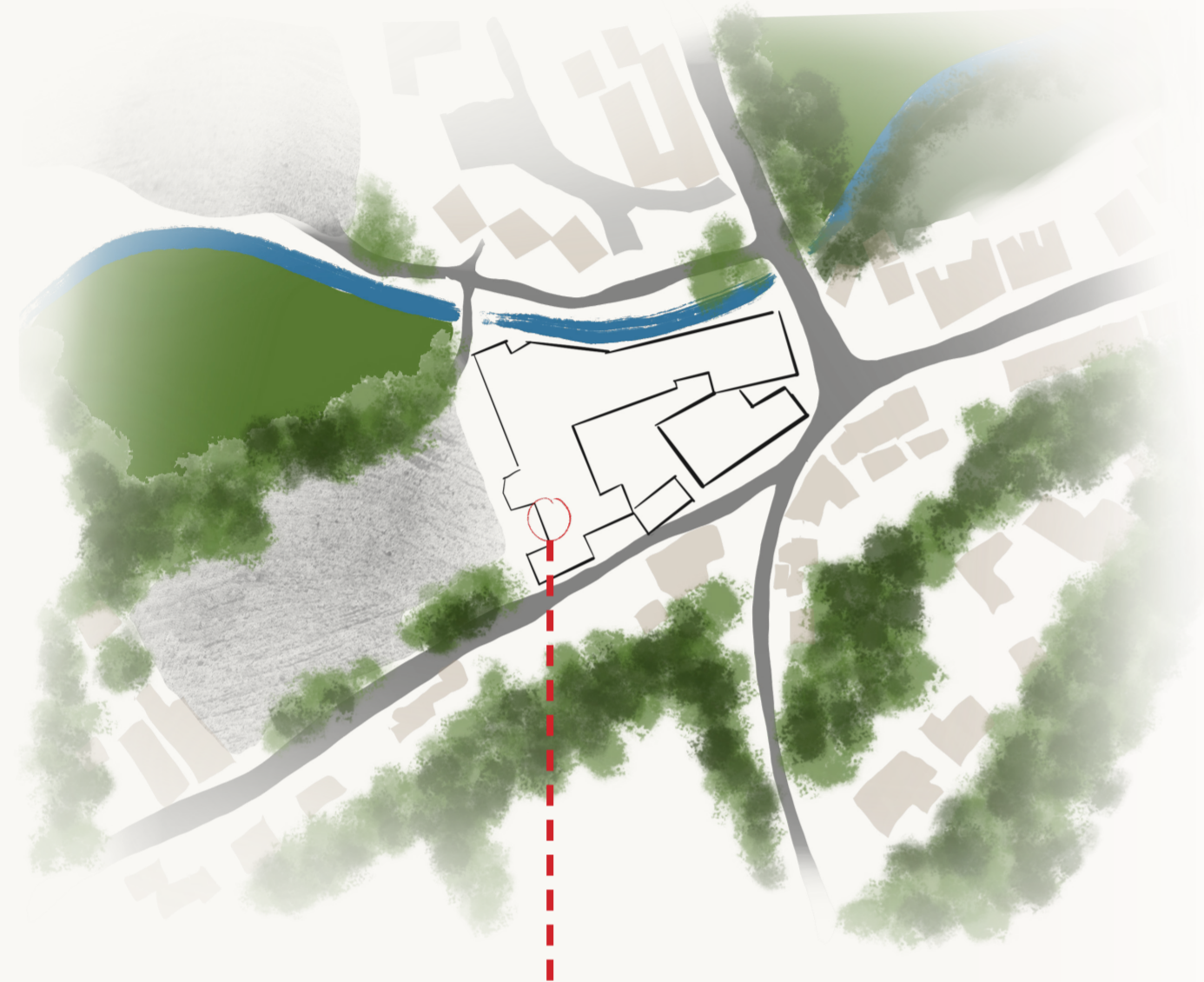
Dyeing to Repair is a workshop experience store funded by a sustainable textiles advocate, 'Fashion for Good'. The store is a visible mending experience that encourages the unique and creative repair, of textiles in a sustainable, innovative way. Unlike traditional methods of repair, Dyeing to Repair utilises a blend of traditional and innovative methods to engage and excite a younger generation. This project seeks to provide a space in which users wanting to repair their well-loved clothes can 'Design' and visualise their outcome using AR technology; 'Salvage' materials from the local area to enhance their repair; 'Dye' their own embroidery threads using a sustainable water-less digital dyeing system and finally carry out their repair in the 'Flourish' workshop. Users will leave the experience with a unique, repaired item of clothing that has been given a new lease on life by its very own wearer.

The design of the space was informed by the concept of plant growth; Germinate, Absorb and Flourish. This idea became my conceptual approach in which I've used to create a design that has a sense of movement and growth.




FASHION FOR Dyeing to Repair

Site location: Farnham Maltings - Existing Arts and crafts community centre



Spaces for Reuse: Tannery room
First and Ground floor spaces



Saxon settlement found in Farnham - I was inspired by their philosophy of make do and mend, and utilising the locality of resources.

Client - Fashion For Good
Users - Gen-z interested in crafts, textiles and fashion repairs



Germinate, absorb & flourish; areas were generated through plant analogy which was inspired by the idea of visible mending, in which, utilised forms found in nature

Germinate - AR designing to reimagine the possibilities for creative repair

Flourish - Mending workshop in which users will carry out their repair with staff and digital assistance

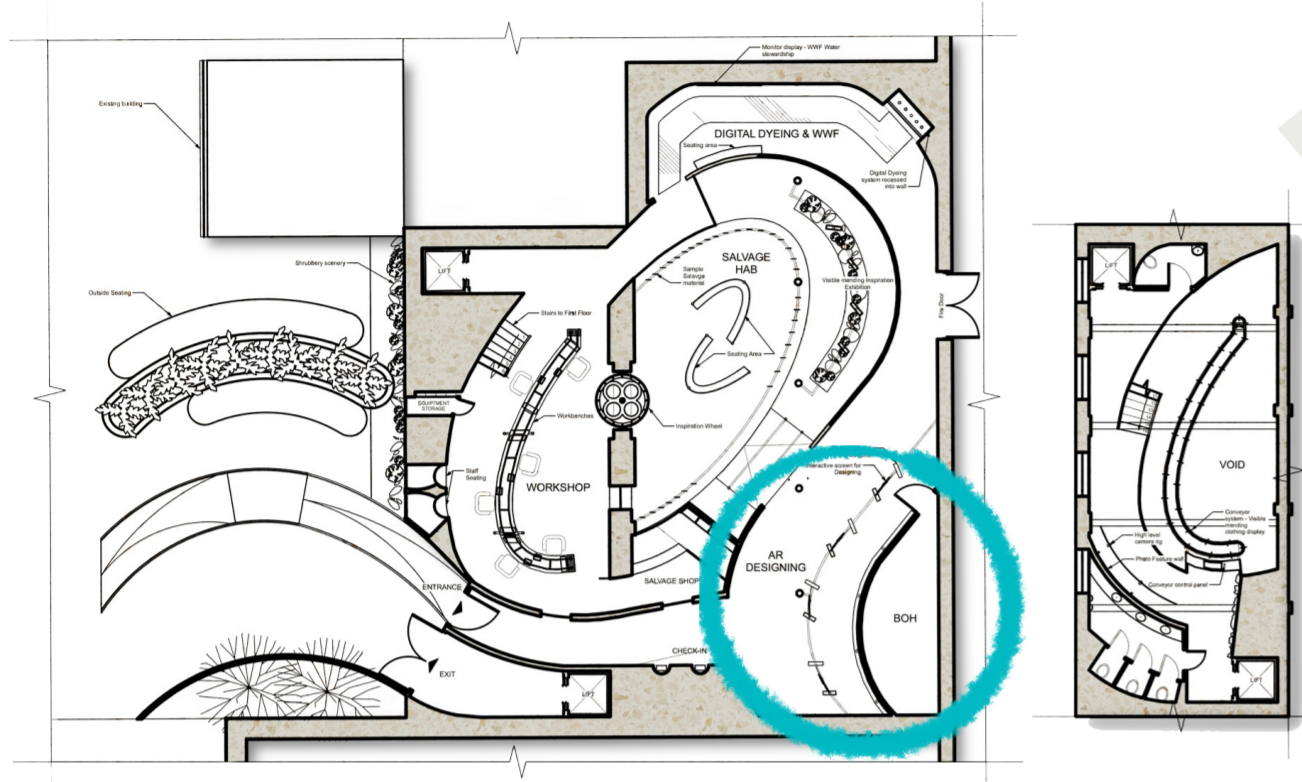
Maltings (site) 'Salvage' wall became key in the design as it represents the idea of 'Repair'

Visible mending - Expressing the damage in a unique, honest way

Absorb - Collect salvage materials and dye your own threads for stitching using twine solutions waterless dyeing and learn about the importance of water preservation (WWF)



FASHION FOR DYEING to REPAIR



Germinate

Entrance


Ramp burrows down into the building to Germinate



AR Designing

AR designing to reimagine the possibilities for creative repair

Digital Touchpoints



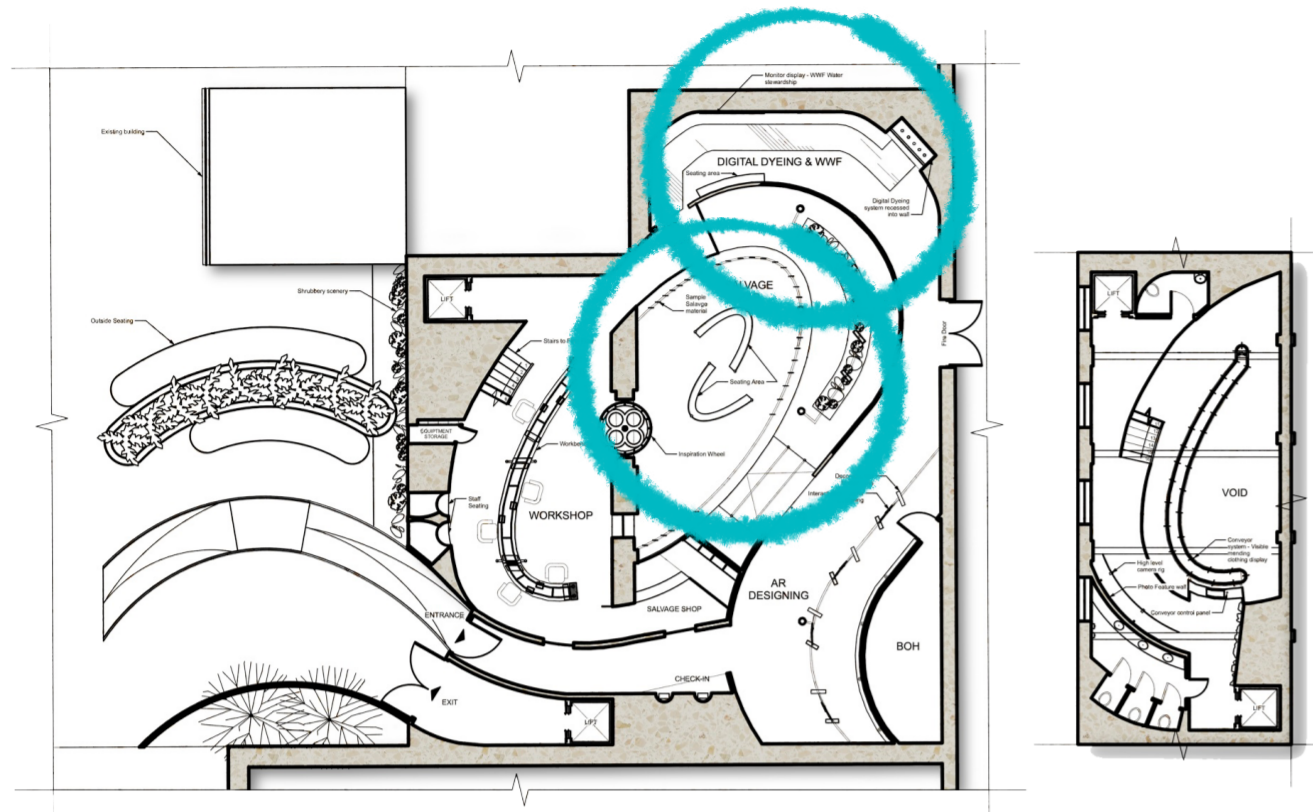
Users begin designing their repair using the 'Digital Touchpoint'

AR Technology



They can then transfer their design to a personal device using the 'Dyeing to Repair App' to see their design in real-time

FASHION FOR DYEING TO REPAIR



Dye your own threads for your repair - Input your colour values into the Twine Solutions digital dyeing machine



Stitch Patterns



Be inspired by the inspiation wheel - a selection of different stitch patterns to browse through

Absorb

Digital Dyeing

dye your own threads for stitching using twine solutions waterless dying and learn about the importance of water preservation (WWF)

Collecting Materials



Collect materials from the Salvage Haberdashery to enhance your design - Scan the materials QR code using the 'Dyeing to Repair App' to add to the material library in which you can then

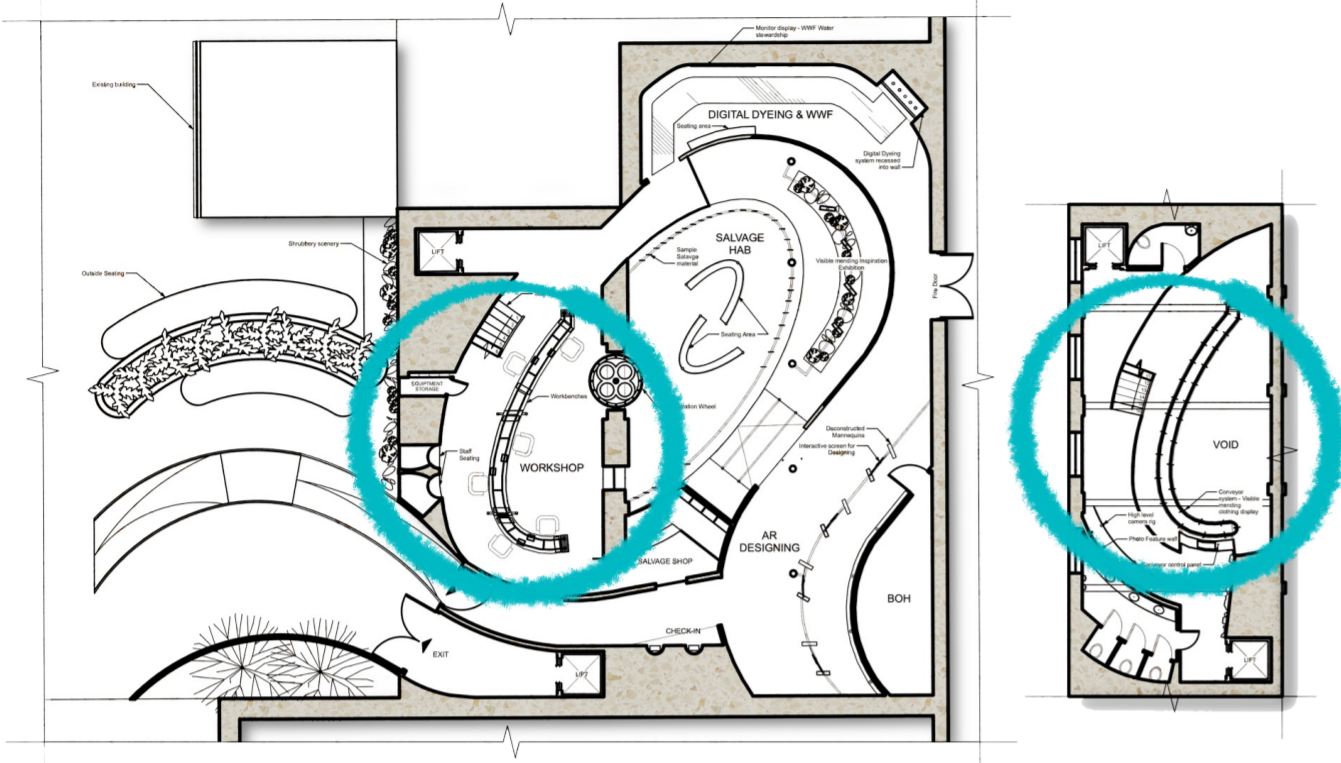
Salvage Hab

Collect materials and be inspired



Absorb

FASHION FOR Dyeing to Repair



4

Flourish

Visible Mending Workshop

Users will carry out their repair with staff and digital assistance


Built-in bin

Material Hanging frame

Recessed storage

Tools & Equipment drawer

Interactive iPad with tutorials and guides



Entrance corridor at very start that allows users a 'peak' into the end space

Staff Seating

Visible mending clothing display - Conveyor system

User Seating



Inspiration wheel wall from Salvage Hab

