

BLOOM

at the King's Chambers



1.6 Million
Women experienced
domestic abuse in the UK
in 2021
(ONS, 2022)

65%
Increase in demand for
domestic abuse victim support
services in 2021
(ONS, 2022)

The proposal for the Kings Chambers, 34 Queen Street, Derby, refers back to the 1930's when the building was a community resource. The building of the King's Chambers was very much a community effort, with 90% of the fixtures, fittings, furnishings and workforce being from the town.

The building will be occupied by a women's crisis centre for women and children escaping domestic abuse. Within the secure site, women will be encouraged to share their stories with professionals and be assisted in forming new and healthier relationships with the other women using the centre. The highly trained staff will work alongside the women to help the victims of domestic abuse create new and more fulfilling lives. The most unique part of this design is the attached women's only cafe, which will act as a first contact point for abused women in the city.

There is a real lack of services and support for women in abusive relationships and often women are faced with two choices: stay with an abusive partner, or leave. This cafe will provide a safe place for women to visit during the day to get advice and meet other women in similar situations. Through the help and advice of the staff, the women will be able to access the variety of services on site, including therapies, childcare and accommodation.

THE SOLUTION

- ~ Calming atmosphere
- ~ Secure and safe building
- ~ Nurturing environment
- ~ Natural materials
- ~ Horizontal lines

Two women a week
are killed by a current
or former partner in
England and Wales
(ONS, 2022)

DERBYSHIRE'S NEW DOMESTIC ABUSE SUPPORT LINE
08000 198 668

Refuge The freephone, 24-hour
National Domestic Abuse Helpline
0808 2000 247

For women and children.
Against domestic violence.



PUBLIC

PRIVATE

SEMI-PUBLIC



Wheelchair accessible accommodation

One bedroom accommodation

Staff offices

Staff toilet and changing room

Bloom cafe kitchen

Bloom cafe

New beginnings



Friendship



Nurture & grow



Hide



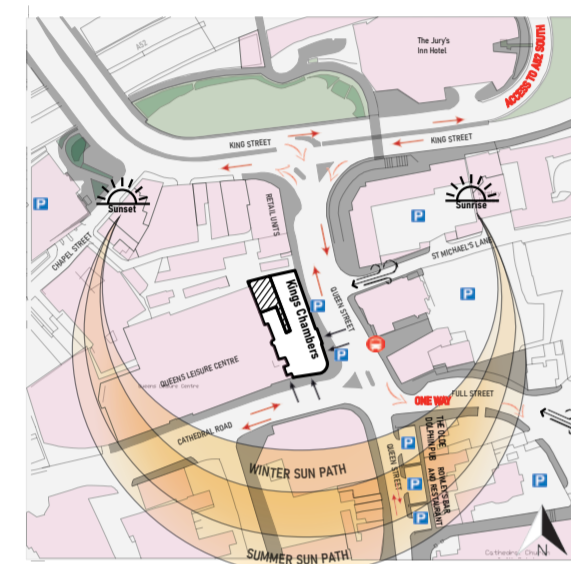
Natural materials



Calm / fresh colour palette

Soft lines

MOOD




LEGEND


- QUEEN STREET BUS STOP NEARBY BUS STOPS WITH LINKS TO: SINFIN, STETSON FIELDS, PEAR TREE, NORMANTON, ROSE HILL, OSMASTON ROAD, DERBY AND DERBY BUS STATION LONG & SHORT STAY PAY AND DISPLAY CAR PARK
- WIND DIRECTION
- SUN PATHS
- BUILDING ACCESS POINTS
- TRAFFIC DIRECTION
- SECURE OUTSIDE AREA

The Kings Chamber's is very well connected to public transport links as well as nearby to many car parking options. The site is centrally located, and being at the doorstep of the large bus station means all women can gain access to the centre.

SITE PLAN & ANALYSIS



Study of the interior architectural space



hidden seating in restaurant.

Privacy

Security



On the surface, whilst some these businesses will be seen as competition, their existence and close proximity will help the women's only cafe to blend in well to its environment.

CONCEPT



- 1. Woodfit Acoustics 2. Snug sofa 3. Next rug 4. Habitat coffee table 5. Etsy brass dome 6. Vintage Home armchair 7. Lick Pink 01 emulsion 8. White marble 9. Grey wood effect chevron floor tiles 10. Aged leather 11. Monstera plant 12. Faux marble top dining table 13. Modern art deco wall lamp 14. Norpel dining chair

MATERIAL BOARD

CONCEPT SKETCHES



Study of the interior architectural space

Art deco shape inspired by the buildings arches

Therapy and counselling

Childcare for the women using the accommodation and therapy rooms

Rentable retail area to help fund the transition housing

Sleeping pod

Bathroom

One bedroom apartment idea.

Transitional housing for single women and women with children

Bloom cafe ~ a safe haven for all women



- 1 Women's only cafe
- 2 Cafe kitchen
- 3 Staff toilet ad changing room
- 4 Secure access to counselling and therapy rooms
- 5 Cafe kitchen cold room
- 6 Wheelchair access cafe toilet
- 7 Cafe toilet
- 8 Accommodation communal area
- 9 Staircase to first floor
- 10 Consultation/therapy room
- 11 Consultation/therapy room
- 12 Staff Room
- 13 Accommodation secured outside space
- 14 Main access lift to first floor
- 15 Rent-able retail space
- 16 24 Hour secured accommodation access

RENDERED GROUND FLOOR PLAN. SCALE 1:100

Safe environments to form new relationships

Calm / fresh colour palette



V1 View from the entrance of the women's only cafe Bloom.

Soft lines



V2 View of the accommodations communal area, as from the children's play corner.

Art deco inspired furniture peices



V3 View of the seating area in the communal outside space.

Outside space



- 17 Wheelchair access counselling room
- 18 Group therapy room
- 19 Counselling room
- 20 Counselling room
- 21 Therapy toilets
- 22 Therapy toilets
- 23 Childcare room
- 24 Telephone room
- 25 Security office
- 26 Managers office
- 27 Wheelchair accessible apartment
- 28 Family apartment
- 29 Fire escape/Access to outside space
- 30 Overnight staff bedroom
- 31 One bedroom apartment
- 32 One bedroom apartment
- 33 Janitors closet/ storage
- 34 Staff office
- 35 Family apartment
- 36 Security office
- 37 Staff office

RENDERED FIRST FLOOR PLAN. SCALE 1:100

Calming atmosphere



V4 View of one of the one bedroom apartments.

Soft colour palette

Lot's of storage



V5 View of the swing in the communal outside space.

Nurturing environment




V6 View of the ball pit and netted hammock on the top floor of the childcare room.

Privacy

Security

Safe spaces to play



Bloom Cafe.

Childcare room.



Bloom Cafe.

Communal room children's corner.

One bedroom apartment.

Horizontal lines

Playful

Natural materials

Soft lines

